

### Product Enhancements

Based on user feedback, the following enhancements have been made by our development team.

#### **Easier to manage courses with large student enrollments**

Instructors can view groups of students without scrolling thru a long laundry list.

#### **Larger Course Library**

We have added hundreds of PageOut® Library sites to our collection. We have Library courses for every discipline we publish.

#### **Enhancements to the Gradebook**

Instructors can now assign decimal points to items in the gradebook.

#### **Survey Feature**

Instructors can create a survey for students which will be helpful for instructors to receive feedback on their entire course or an element of the course.

#### **Updated Help Documentation**

We have updated the Instructor's Manual and reorganized it onto modules.

### How students can view their account information & change their password...

There are two ways Students can access their PageOut® account information. The first, is by clicking on the student registration page in your course or students can click on the "My Account" link. In both areas, students have the ability to view and edit their account information and change their password. Students who have forgotten their password can provide their name and email address and receive an email from PageOut® containing their password.

### Inside this Issue

- 2 User's Corner
- 3 From the Experts

### Introducing McGraw-Hill's Study ToGo—portable textbook content for PDAs.

McGraw-Hill's Study ToGo is a new self-assessment program students can download to their Personal Digital Assistants (PDA) to access quizzes, key terms, and flashcards. The program enables students to study anytime, anywhere using their PDA.

Study ToGo includes three easy to use features. The self-quiz tool provides students with immediate feedback to their responses and a summary of results. The key-term feature allows students to select from course-related terms and definitions. Study ToGo also includes a 'flashcard' feature utilizing definitions of key terms.

Currently available for finance, management, accounting and marketing disciplines, Study ToGo is available free-of-charge to McGraw-Hill/Irwin textbook users.

Students can download the program directly from the textbook web site. The program is located under the "Mobile Resources" link on the web site.

To view a demo of Study ToGo, visit: [http://www.mhhe.com/business/marketing/kerin\\_pda/demo/](http://www.mhhe.com/business/marketing/kerin_pda/demo/)



### User's Corner

---

I recently had the opportunity of speaking with Dr. Michael Cameron, a Board Certified Behavior Analyst and Coordinator of the graduate program in Behavior Education and Assistant Professor at Simmons College.

#### **What prompted you to use PageOut® for your course, Dr. Cameron?**

I have developed courses using other course management systems and I wasn't happy with them. I invested a considerable amount of time just learning how to use the system which in the end was a waste. I attended two training courses and then built a course. I ended up not using it in the end out of frustration. I decided to give PageOut® a try. I have built a course website for the graduate course I teach entitled: Seminar in Behavioral Education: SPED 465. This is a graduate course that meets on Thursday evenings. This Spring has been the first semester I have used PageOut® and it has been a great experience.

#### **Why has PageOut® worked so well for you?**

I sat down at my computer one weekend, logged into PageOut® and was able to build the course myself. I didn't need to contact my campus IT department or call anyone at McGraw-Hill. The product was intuitive and I was able to do it myself. The information posted within the templates was clear and guided me through all of the steps. When a faculty member sits down and has the time to devote to developing their course, we don't want to call someone for help. That extra step of relying on someone else is simply not

motivating when you are developing a course. It slows you down. We want to have all of the resources at our disposal to get the work completed on our own. The fact that I am completely self-sufficient is why PageOut® works for me. I spent a total of twelve hours developing my course and because I could move along the site at my own pace without help, the process was inherently rewarding.

#### **How do you use PageOut® in your course?**

This is a research based course. Each student is assigned an article to review and present to the class. The presentation summarizes the research article and the student answers questions posed by their peers. I have utilized PageOut® by creating sessions in the course content area for each individual student. The session contains an abstract of the article that is to be presented by the student. The student refers to their session to know what article they are to present and when. There are no surprises. I have been using articles and directing students to the Web in this course for years. However, this is the first time I have required students to go to a course specific website to get all of their course information. I am very pleased with how well it has all come together from development to execution.

---

**“...because I could move along the site at my own pace without help, the process was inherently rewarding.”**

---

### What do you like best about PageOut®?

My students can focus on what is relevant to them at any point during the course. The web site is a great improvement to a paper syllabus because the course requirements stand out to the student instead of getting lost in a printed document.


### What feedback have you received from your students?

Student response has been overwhelmingly positive. They report that the site is extremely easy to use and navigate. Information comes up very quickly which is very important to them. The feature students rave about the most is the calendar feature. They like to click on a specific day and see the course activities and assignments.


### You can view Dr. Cameron's Course Website by visiting:

<http://www.aba.pageout.net>

### New PageOut® Documentation!!!

We recently revised the  [PageOut® Help](#) section of PageOut®. The new documentation is organized into 10 modules making it faster and easier to locate information. Each module contains:


- Goals
- FAQs
- Fast Start!
- Detailed Documentation

To access the documentation, log in to PageOut® and click the  [PageOut® Help](#) link on the navigation bar.


### From the Experts...

Here are a few tips from our Product Specialists regarding the Gradebook. **Downloading the Gradebook** is a great way to archive final results of a course at the end of the term before you remove the students to recycle your course.

#### Use these steps to download the gradebook:

1. Click "  Gradebook" on the Course Web Site Menu.
2. Click "Download Entire Gradebook".
3. Depending on your browser type, the File Download window will ask you to choose Between opening the Gradebook file, or saving it to disk.
4. Making your choice will complete the process.
5. Save the file to a disk or your hard drive.

#### Use these steps to enter student grades in the Gradebook:

1. Click "  Gradebook" on the Course Web Site Menu.
2. You can review and enter student grades by clicking on either the title of the assignment, or the name of the student.
3. Enter the grade.
4. Click "Save Grades."